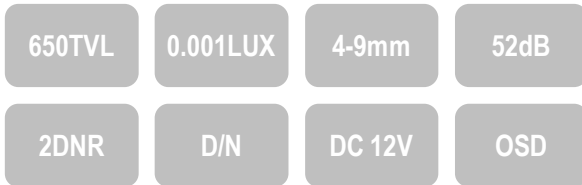


GS-D6120

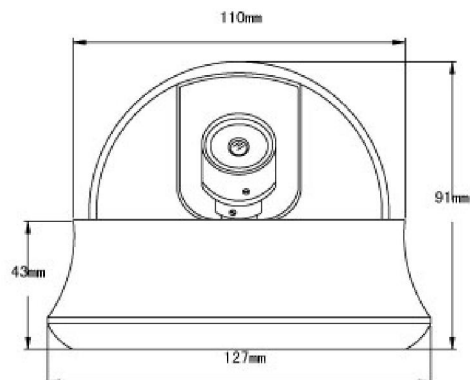
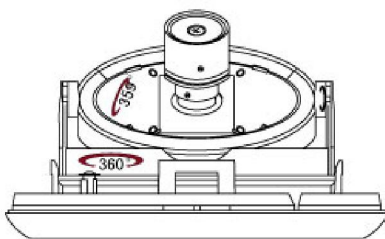
Design



Key Features

- ◆ 4.5 inch Plastic Dome Camera
- ◆ SONY Exview HAD CCD II (ICX672/3AKA)
- ◆ OSD/2D-DNR/BLC/MD/Privacy Masking
- ◆ 3-Axis Design, easy for installation
- ◆ Built-in 4--9mm Manual Zoom Lens

Dimensions



Technical Specifications

MODEL	GS-D6120	
TV System	NTSC	PAL
Effective Pixels	976(H)×582(V)	976(H)×494(V)
Shutter Speed	1/60 to 1/100,000sec.	1/50 to 1/110,000sec.
Image Sensor	1/3" Exview HAD CCD II (ICX672/3AKA)	
DSP Device	Effio-E (CXD4127GG,CXD4816GG)	
Resolution	Color Mode: 650TVL; B/W Mode:700TVL	
Sync.System	Internal	
S/N Ratio	More than 52dB (AGC off)	
Auto Gain Control	On	
Min.Illumination	0.001 Lux /F2.0	
Day/Night	True Day and Night (Auto/ Day / Night / Ext. D&N)	
Gamma Correction	r = 0.45	
White Balance	AWB	
Video Output	1Vp-p, 75W	
Power Supply	DC 12V±10%	
Power Consumption	DC12V	
Operating Temp	-10°C~+50°C	
Operating Humidity	95% RH max.	
Lens	4--9 mm Manual Zoom Lens	
Dimension	φ127 x 91 mm	
Weight	600g	

Design and specifications are subject to change without notice.